



Bribie Shavings

**PRESIDENT - Peter Wood; VICE-PRESIDENT - John Dann; SECRETARY - Andrew Wilmot; TREASURER - Sue Bowen.
COMMITTEE - Carol Baker; Maurie Bonollo; John Grubb; Gregory Ross; Deb Sibson.**

Bribie & District Woodcrafters Association Inc.

June 2026 Newsletter.

www.bribiewoodies.org.au

Shavings contributions to neils.andersen1@gmail.com

President's Report May 2026

Hello and welcome to another report from the Presidents Chair. It has been full on over the past month, what with the workers pulling down and putting up the new awning, cutting and pouring the concrete, the roofer putting on the new roof and flashing, and the Electrician adding the new lights and power points. The new build is taking shape. From what I see and John has told me, we are still on track for the Council to sign off and hand the building back to the Club at the end of June.

Having said that, once the area has been approved and handed back to the Club, a lot of work still needs to be completed before we can have our ***project area back up and running***. New dust extraction pipes, air hoses and machinery need to be positioned. All this will take time; we want to get it right the first time. It would also be a great time to repair the holes in the existing wall of the Hillier shed before we add benches, cupboards and shelves. We will be asking for another work party to help get these tasks completed. More on this when we have formulated our plan of attack.

If you were at our last General Meeting, it was agreed by the Committee to increase the price of wood which is for sale to members. Working on '***the super foot***' 300 x 300 x 30, the old price was \$1.00, now that same piece of wood will cost you \$2.00, for non-members the price has also increased from \$2.00 to \$4.00. This is our first price increase for over 10 years. Our fuel, electricity and consumables (saw blades) costs have all increased over this period. We can't afford to run at a loss. We should review these prices every year. The new price will take effect from Monday 1st June this year.

I must comment on the report published in the last edition of Shavings where it was pointed out we 'broke the record by concluding our general meeting in 45 minutes.' It is not my intensions to stifle debate on matters which are important to you. At our general meetings I encourage you to raise issues you feel need to be raised, and discuss motions that have been put forward, after all it's your Club. It shouldn't matter if the meetings last an hour or longer, providing they are productive discussions, and our members are participating.

In conclusion I would like to leave you with the following: *Wife asks her husband 'Why do men remain silent during an argument?' Husband's response,*

'It's not that we are ignoring you, it's just that we are trying to choose between three of the worst options.' THREE! ' Yeah, like Option one: Being honest with you and that just ends up sleeping on the couch – so that's a no. Option two is to tell you what you wanna hear which would be good but don't know what you wanna hear, so that's a no go. And Option three is the logical choice but that doesn't always end up well either because when you talk, you talk emotionally and men think logically so it's the couch again. So, I remain silent for preservation and happiness in marriage because there's only wrong answers'.

The wife's response – 'I think there's a flaw in there somewhere and I gotta find it!!'

Peter Wood
President



Woodies Management Committee

President:	Peter Wood	0484 340 984	peckonwood@gmail.com president@bribiewoodies.org.au
Vice President:	John Dann	0415 237 167	kaynjohndann@tpg.com.au
Secretary:	Andrew Wilmot	0413 119 795	secretary@bribiewoodies.org.au
Treasurer:	Sue Bowen	0414 293 446	treasurer@bribiewoodies.org.au
Committee	Carol Baker	0434 334 592	bakercj49@gmail.com
Committee	Maurie Bonollo	0402 029 915	mozz55@yahoo.com.au
Committee	John Grubb	0417 635 093	jlgrubby1@bigpond.com
Committee	Gregory Ross	0407 144 517	rossanco@bigpond.net.au
Committee	Deb Sibson	0421 082 081	dsibbo77@hotmail.com



May 2026 Building Update

Project Area

Following the demolition of the Project Area that commenced on the 13th April, work has progressed to the stage that it appears that the Project Area will be completed around mid-June. Most days work has been undertaken in the rain.

Following completion and **Formal Advice from Moreton Bay City Council**, there is still work to be undertaken before operation in this area and before the installation of cupboards etc.

- (1) Instillation of Compressed Air and Air Hose Reel to the Project Area and the Wood Compound.
- (2) Instillation of Dust Extraction to the machines in the Project Area and Woodshed.
- (3) Machines to be installed and connected to Power and Dust Extraction.
- (4) After the instillation of all essential items the Storage items can be installed.

The suggested locations of machines/equipment may not be acceptable to all and may require further adjustments/location.

This process may require flexibility and acceptance of equipment location.

Other

Down Pipes


The discharge of Storm Water, from the Woodshed, Project Area and part of the Molyneux Shed, to the Environmental Evaporation Tank is well underway. Thanks to Kimini Constructions for their assistance.

The installation of Guttering and Down Pipes to the Trevor Peters Shed has been arranged with Unplugged Plumbing.

The remaining work to the front of the buildings is in progress. This I expect to be completed by July/August.

My goal is that all present requests by the Certifier will have been completed and I will request a final sign-off


John Dann
Vice President






Woota Competition – Montville

Below is a few of the competition pieces





Kim's Krafty Korner

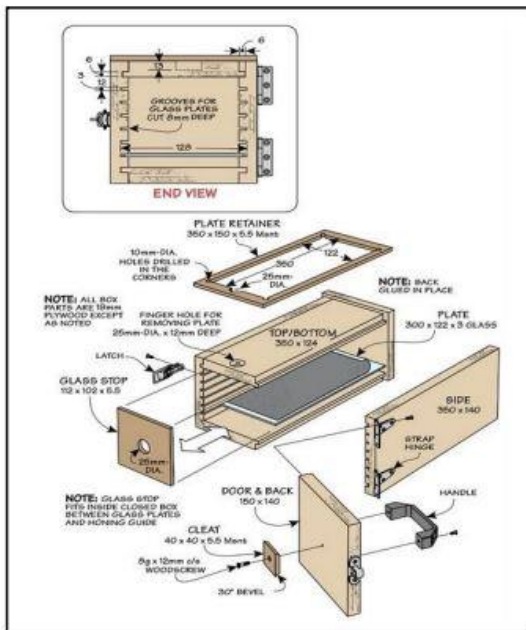
Sharpening Box



I like to use wet and dry on glass to sharpen my chisels and plane irons. But in my cramped little workshop I always had trouble finding a place for a big piece of glass. Leaning it up against the wall never felt safe and finding a flat space big enough to use, was always difficult.

To solve these problems, I built the sharpening station box. Instead of one large piece of glass, the box holds six smaller pieces of glass. Each glass plate has a different grit of wet and dry attached to it. A recess in the top of the box holds the glass being used and the weight of all the glass helps keep the box from moving while sharpening.

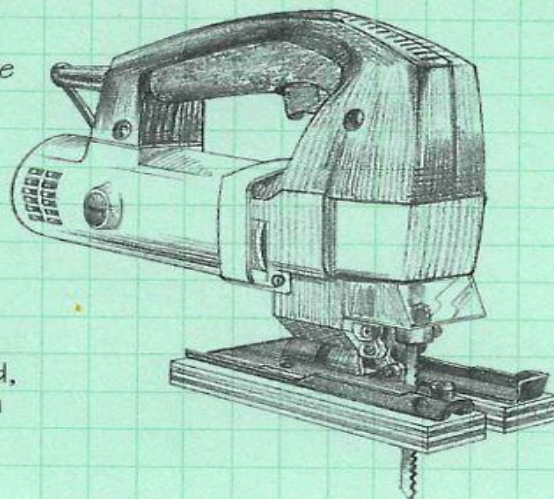
The honing guide clamps to a cleat in the inside of the door. And a loose piece of Masonite separates the guide from the glass when the door is closed. A draw latch keeps the box closed when not in use and a handle on the door makes it easy to transport.



SHOP TIP #7

Extending blade life

If most of the stock you cut is $\frac{3}{4}$ inch or thinner, the top third of your blade will be the only portion showing wear. To make better use of the full length of the cutting edge, install an auxiliary shoe on the base plate of the saw once the top third of a blade begins to dull. To make the shoe, cut a piece of $\frac{1}{2}$ -inch plywood the same length as the base plate and slightly wider. Hold the wood against the plate and mark the outline of the notch cut out for the blade. Saw out the notch and cut a slot for the blade. Screw the auxiliary shoe in place, making sure that the back of the blade fits in the slot. (If the blade is not supported, it may wander and break when you are cutting.)



Box of the Month

This box was made by Pauline Smith. It is made from Red Cedar and Jacaranda. It has a scalloped panel in the lid which is made by routing a piece of timber, cutting it into strips, then gluing the pieces back together in an offset pattern. It has a spring-loaded opener. Well done Pauline, your box looks great.



Some Woodworking Humour



How do you torture a carpenter?

Rip out his nails.

Who says 'When one door closes, another door opens?'

A bad carpenter

Did you hear about the carpenter who is hiring new people?

He is looking for joiners.

Date Savers

June 2026

Tuesday 2 nd	New Member Orientation Day	8am
	First Aid Awareness	9:30am
Tuesday 16 th	Committee Meeting	8am
Tuesday 23 rd	General Meeting	9am
Sunday 28 th	Open Day	8am to 12:30pm

July 2026

Tuesday 7 th	New Member Orientation Day	8am
	First Aid Awareness	9:30am
Tuesday 21 st	Committee Meeting	8am
Sunday 26 th	Open Day	8am to 12:30pm
Tuesday 28 th	General Meeting	9am

August 2026

Tuesday 4 th	New Member Orientation Day	8am
	First Aid Awareness	9:30am
Tuesday 18 th	Committee Meeting	8am
Tuesday 25 th	General Meeting	9am
Sunday 30 th	Open Day	8am to 12:30pm



DUTY OFFICER'S ROSTER

June 2026

MONDAY	1 st	John Arkinstall	0448 042 077
THURSDAY	4 th	Andrew Wilmot	0413 119 795
MONDAY	8 th	Kim Bowers	0427 876 271
THURSDAY	11 th	Jim Daley	0418 770 502
MONDAY	15 th	Arthur Horsfall	0412 866 311
THURSDAY	18 th	John Westerhuis	0427 542 384
MONDAY	22 nd	Bruce Burt	0427 400 934
THURSDAY	25 th	John Grubb	0417 635 093
MONDAY	29 th	Ron Butterfield	0419 371 544

If you are unable to attend on your rostered day, please arrange your own swap