



# Bribie Shavings

**PRESIDENT - Peter Wood; VICE-PRESIDENT - John Dann; SECRETARY - Andrew Wilmot; TREASURER - Sue Bowen.  
COMMITTEE - Carol Baker; Maurie Bonollo; John Grubb; Gregory Ross; Deb Sibson.**

**Bribie & District Woodcrafters Association Inc.**

**May 2026 Newsletter.**

[www.bribiewoodies.org.au](http://www.bribiewoodies.org.au)

Shavings contributions to [neils.andersen1@gmail.com](mailto:neils.andersen1@gmail.com)

## **President's Report April 2026**

As we bid farewell to ANZAC Day for another year, I hope our Veteran members found time to reflect on their service and the sacrifice made by so many, enabling all of us to enjoy the lifestyle we so cherish today. *I thank you for your service.*

One of our members had a fall during the march through the streets of Brisbane. If you were watching the ABC's coverage of the Brisbane Anzac Day march, you may have noticed a veteran stumble and fall just before the saluting Dias. That veteran, unfortunately, was our own - John Grubb. I'm pleased to say, although sporting two black eyes and a cut requiring seven stitches in his forehead, he is up and about and doing remarkably well. John managed to attend the General Meeting on Tuesday. Well done, John.

Following our April General meeting, Doug Eaton, a Lutherie who has just moved to Bribie, came along and gave us a very interesting presentation on how to make wooden musical instruments. Unfortunately, he is losing his sight and has had to give up his craft. We invited Doug to become an Associate member of our Club, enabling him to continue to 'smell the sawdust' over a cuppa. Who knows, he may even pass on his knowledge of his craft to other members interested in the art of 'Lutherie'.

If you have an idea about other interesting quest speakers who would like to come and address our Club, please come and see me and I'll put it to our committee.

If you have attended our Club over the past couple of weeks, you would have noticed some changers to our Projects area. The old has gone and the new is starting to take shape. I understand all is on track for the end of June finish.

Our next major event is our Exhibition which is coming up in just 6 short months, so now is the time to start putting the finishing touches on your competition and/or exhibition pieces. Our theme this year will be decided at our next General Meeting. Members, now is the time to put your thinking caps on and come up with some suggestions you feel would be a suitable theme for our Exhibition.

Members, remember to clean up after you have finished using the equipment. Do not put it off until the end of your session. Other Club members may want to use that piece of equipment in the

meantime. If we all clean as we go, our workplace will remain a safe and enjoyable environment for all members.

Remember Members, measure twice, cut once and if that fails, have a bloody big hammer nearby.

*Peter Wood - President*



## **April 2026 Building Update**

### **Project Area**

The Replacement of the Project Area commenced on 13<sup>th</sup> April; it has been full steam ahead with the area being demolished and the new frame being erected.

Due to rain the insulation and roofing have been delayed.

Lighting and Electrical plans have been updated ready for the electrician.

Advice from Kimini Constructions is that work is on schedule and is expected to be completed by the end of June.

### **Other**

The lighting under the Hillier Shed front awning has now been installed and additional power outlets installed lower down on two more posts.

The Down Pipe Project is progressing and is anticipated to commence at the same time as the Project Area Drainage.

*Sorry for the area closures due to power work being undertaken. However, there may be one more time due to the connection of the Project Area.*

John Dann  
Vice President



**The Octogenarian Club.** by Anita McDicken.

It appears our numbers are increasing. Two more "birthday boys" joined the "OBE" membership list in April.

First it was **Brian Cole** receiving his award from **Des Wirges** during an unexpected morning tea supplied by **June Jeffreys**.

Brian also decided that after many years of woodworking it was time he turned his hand to Pyrography. Here is his great effort on his first attempt. Everyone is welcome at the Tuesday afternoon Pyrography group.



**John Dann** didn't celebrate his 80<sup>th</sup> on the day as it fell on ANZAC Day. John was working the sausage sizzle with his Rotary Club in Brisbane which he said supplied around 600 snags to the hungry crowd.

Not to have him miss out, we surprised John at the Woodies Open Market the day after.

Club President **Peter Wood** presented John with his "OBE", **June Jeffreys** supplied a small cake for John to share with his wife Kay at home and I, of course, took the photos.



Remember, just ask Anita McDicken if you would like to have an "OBE" made for someone.

## April General Meeting Guest Speaker. by Anita McDicken.

**Wow!** Thirty-five members signed the book for the meeting but it felt like more.


President Peter Wood broke the previous record and the meeting was concluded after forty-five minutes. We had a guest speaker, so a quick smoko which sadly, only half that number stayed.

The guest speaker was Doug Eaton and he is a luthier. What is/ or who is a luthier? Wikipedia gave me the definitive answer. *"A luthier is a craftsman who builds or repairs string instruments"*.

Doug was very thorough in the detail of his work and spoke for around forty minutes. Members asked several questions and those who did stay appreciated the time spent.

In writing this report I checked out Doug's name on Google and there is an interesting website also including his partner Dale Jacobsen who was assisting Doug today. Perhaps some interest to you.

President Peter presented Doug with the Woodie's gift of a pyroed board. Photos by Anita.



## Woodies Management Committee

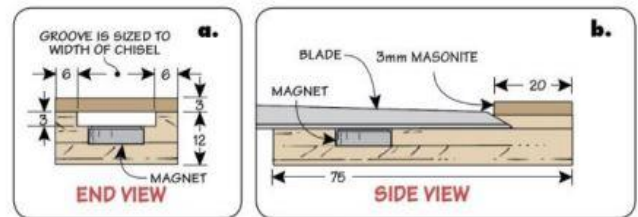
<b>President:</b>	Peter Wood	0484 340 984	peckonwood@gmail.com president@bribiewoodies.org.au
<b>Vice President:</b>	John Dann	0415 237 167	kaynjohndann@tpg.com.au
<b>Secretary:</b>	Andrew Wilmot	0413 119 795	secretary@bribiewoodies.org.au
<b>Treasurer:</b>	Sue Bowen	0414 293 446	treasurer@bribiewoodies.org.au
Committee	Carol Baker	0434 334 592	bakercj49@gmail.com
Committee	Maurie Bonollo	0402 029 915	mozzer55@yahoo.com.au
Committee	John Grubb	0417 635 093	jlgrubby1@bigpond.com
Committee	Gregory Ross	0407 144 517	rossanco@bigpond.net.au
Committee	Deb Sibson	0421 082 081	dsibbo77@hotmail.com

# Kim's Krafty Korner

## Chisel Edge Protector

A chisel must have a sharp edge free of nicks if it's going to perform well. But this edge can be easily damaged, especially when tossed in a toolbox for jobs away from the workshop.

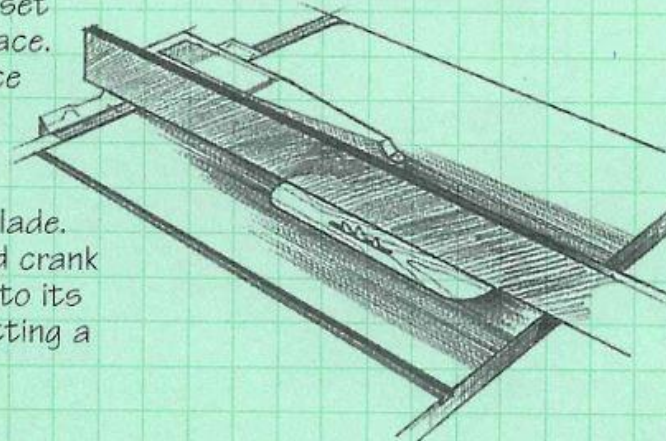
Instead of using a large tool roll, I made edge protectors for each of my chisels. You can see in the photo that they're just a piece of plywood with a shallow groove cut to the width of each chisel. A piece of Masonite glued to one end protects the sharp edge. And a recessed, rare-earth magnet holds the chisel in place.



## SHOP TIP #6

### Custom-made table inserts

To prevent scrap wood from jamming against the saw blade, make your own table inserts that minimize the gap between the blade and the table insert opening. Use the insert supplied with the saw as a template to cut a blank from a piece of scrap wood of the same thickness. Drive a brass setscrew into its front edge until  $\frac{1}{8}$  inch of the screw protrudes from it. (The screw will serve as an anchor pin for the insert.) Crank the saw blade to its lowest setting and set the new insert in place. Position the rip fence to straddle the insert, making sure that it is not directly above the blade. Turn on the saw and crank the blade up slowly to its highest setting, cutting a slot in the insert.



## Box of the Month



This is a Jewellery Chest I entered in the Wootha Competition at Montville. Although it did not win a prize, I was happy that it was accepted into the finals.

I have hand crafted this Jewellery Chest from Cyprus and Satinay. These timbers contrast each other well. This piece has storage for a range of jewellery in the top of the box as well as in the three draws. It is also enhanced with hand carved leaves on the top and front of the draws



"I THOUGHT THIS CLASS WOULD BE ABOUT BUYING THINGS AT THE MALL."

## Some Woodworking Humour

**How do you torture a carpenter?**

Rip out his nails

**What does a carpenter do after a one-night stand?**

The second nightstand

**I told my carpenter I didn't want carpeted steps.**

He gave me a blank stair.

# Date Savers

Saturday and Sunday	2 <sup>nd</sup> & 3 <sup>rd</sup> May	Montville Timber Trail
Saturday, Sunday, Monday	2 <sup>nd</sup> May to 4 <sup>th</sup> May	Wootha Exhibition
Tuesday 5 <sup>th</sup> May 2026	New Member Orientation Day	8am
	First Aid Cabinet Awareness	9.30am
Tuesday 19 <sup>th</sup> May 2026	Committee Meeting	8am
Tuesday 26 <sup>th</sup> May 2026	General Meeting	9am
Sunday 31 <sup>st</sup> May 2026	Open Day	8am to 12.30pm
Tuesday 2 <sup>nd</sup> June 2026	New Member Orientation Day	8am
	First Aid Cabinet Awareness	9.30am
Tuesday 16 <sup>th</sup> June 2026	Committee Meeting	8am
Tuesday 23 <sup>rd</sup> June 2026	General Meeting	9am
Sunday 28 <sup>th</sup> June 2026	Open Day	8am to 12.30pm



## A Rare Moment at the Shed



Our hard-working Vice President has had little time to pursue his woodworking passion over the last few years. He is usually at the club almost every day it is open, dealing with council and tradies, to get our clubs shed compliant.

This was a rare moment John had, to do some, (not much!), work on his present box projects.

The club really appreciates the work you do for the club.

Thank You John!

# DUTY OFFICER'S ROSTER

## May 2026

MONDAY	4 <sup>th</sup>	Arthur Horsfall	0412 866 311
THURSDAY	7 <sup>th</sup>	Kim Bowers	0427 876 271
MONDAY	11 <sup>th</sup>	John Grubb	0417 635 093
THURSDAY	14 <sup>th</sup>	Pauline Smith	0407 375 491
MONDAY	18 <sup>th</sup>	Jim Daley	0418 770 502
THURSDAY	21 <sup>st</sup>	John Westerhuis	0427 542 384
MONDAY	25 <sup>th</sup>	Bruce Burt	0427 400 934
THURSDAY	28 <sup>th</sup>	Ian Trail	0401 134 384

If you are unable to attend on your rostered day, please arrange your own swap